

Series Two™, "T2"

Specifications

Electric Tankless Water Heater

Parallel models (Two heating modules) with thermostatic control

Applications

- Single high volume fixture
- Commercial dishwashers
- Booster (Solar backup)
- Commercial/Industrial
- Adjustable, precise temperature setting $\pm 1^\circ\text{F}$ (ambient up to 180°F)

Performance Features

- Parallel turn on
- On demand hot water
- Continuous hot water. No storage capacity to run out
- Reduces installation cost and material. No T&P relief valve needed (check local codes) or venting
- Easy installation with integral 3/4" NPT fittings
- Cut energy waste. Flow switch activates heater only on demand (no standby heat loss)
- Meets ANSI Z358.1 tepid water requirement (EE option)
- Two glass reinforced heater bodies and Ni Chrome elements – a unique, patented flow path ensures optimum heat transfer and extended element life
- Warranty, five (5) years limited on leaks, one (1) year parts
- Field serviceable replaceable cartridge element
- Unit mounts on wall
- High temperature limit switch

Optional Features

- Emergency eye/face wash ANSI Z358.1 (EE)
- Factory set ambient to 180°F (60°F - 180°F) (FS)
- Sanitation 180°F (S)
- N4, N4X (304SS) enclosures

Product Specifications

Dimensions:	10.25" x 10.75" x 4.5"
Weight:	10.5 lb
Cover:	Enameled steel
Color:	White
Element:	Dual replacement cartridge inserts. Thermostatic control ($\pm 1^\circ\text{F}$) accuracy
Fittings:	3/4" NPT fittings at bottom of unit
Min. Dynamic Operating Pressure:	40 PSI
Max. Dynamic Operating Pressure:	150 PSI
UL Listing:	E86887

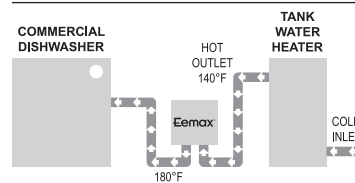
U.S. Patent #'s: 4,762,980 and 4,960,976

Special Design Service

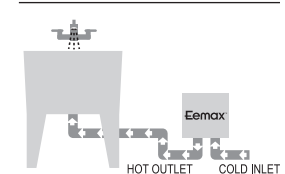
Inquiries for units for unique applications are welcome.
Call our Technical Service department at **1-800-543-6163**.



Booster



Utility Sink



NO LEAD

*The wetted surface of this product contacted by water contains less than 0.25% lead and meets ANSI/NSF 372

Assembled



Suggested Specification

Tankless water heater shall be an Eemax Series Two model number EX_____.

Heater shall have two heating modules. Element shall be replaceable cartridge insert. Unit shall have a replaceable filter in the inlet connector. Heater shall be fitted with 3/4" NPT water connections. Maximum operating pressure of 150 PSI. Hot water storage tanks prohibited. Unit shall be Eemax or approved equal. NOTE: Refer to rating chart for product information.

Enclosure to be fitted with the following features:

- ___ **EE** Emergency Eyewash. Meets ANSI tepid water requirements. Max. temperature of 90°F
- ___ **FS** Factory Set. Customer specified factory-set not to exceed temperature ambient to 180°F (60°F - 180°F)
- ___ **S** Sanitation. Factory preset not to exceed temperature of 180°F
- ___ **N4** NEMA 4 waterproof cabinet w/powder coat finish
- ___ **N4X** NEMA 4 stainless steel waterproof corrosion-resistant cabinet

Series Two, "T2"

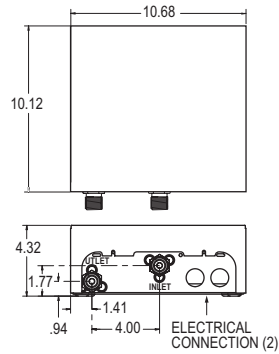
Parallel models (Two heating modules) with thermostatic control

Specifications

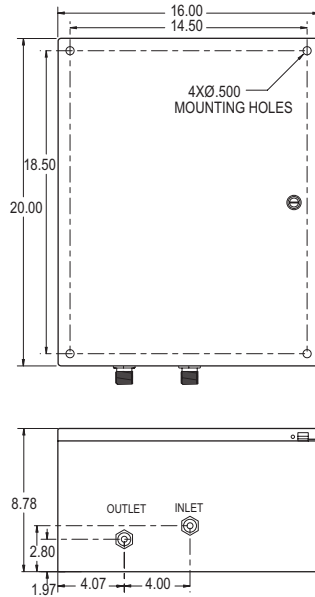
Electric Tankless Water Heater

Suffix Definitions

- EE** Meets ANSI Z358.1 emergency eye/face wash tepid water requirements
- FS** Factory set ambient to 180°F
- S** Sanitation 180°F



NEMA 4/4X



MODEL NUMBER	KW	AMPS	RECOMMENDED WIRE SIZE (75° C/CU)	TURN ON (GPM)	MAX FLOW (GPM)	TEMPERATURE RISE °F				
						1.5 GPM	2.0 GPM	2.5 GPM	3.0 GPM	4.0 GPM
VOLTS 240*										
C EX144T2	15.0	64(2x32)	10 AWG	1.5	4.0	68°	51°	41°	34°	26°
EX144T2 (derated 208V performance)	11.2	54(2x27)	10 AWG	1.5	4.0	51°	38°	31°	25°	19°
C EX144T2 EE	15.0	64(2x32)	10 AWG	1.5	4.0	†	51°	41°	34°	26°
C EX144T2 FS	15.0	64(2x32)	10 AWG	1.5	4.0	68°	51°	41°	34°	26°
C EX144T2 S	15.0	64(2x32)	10 AWG	1.5	4.0	68°	51°	41°	34°	26°
C EX190T2	19.0	80(2x40)	8 AWG	1.5	4.0	87°	65°	52°	43°	32°
EX190T2 (derated 208V performance)	14.0	68(2x34)	8 AWG	1.5	4.0	64°	48°	38°	32°	24°
C EX190T2 EE	19.0	80(2x40)	8 AWG	1.5	4.0	†	†	52°	43°	32°
C EX190T2 FS	19.0	80(2x40)	8 AWG	1.5	4.0	87°	65°	52°	43°	32°
C EX190T2 S	19.0	80(2x40)	8 AWG	1.5	4.0	87°	65°	52°	43°	32°
EX023240T2	23.0	96(2x48)	8 AWG	1.5	4.0	105°	79°	63°	52°	39°
EX023240T2 (derated 208V performance)	17.3	83(2x50)	8 AWG	1.5	4.0	79°	59°	47°	39°	30°
EX023240T2 EE	23.0	96(2x48)	8 AWG	1.5	4.0	†	†	†	52°	39°
EX023240T2 FS	23.0	96(2x48)	8 AWG	1.5	4.0	105°	79°	63°	52°	39°
EX023240T2 S	23.0	96(2x48)	8 AWG	1.5	4.0	105°	79°	63°	52°	39°
VOLTS 208 Single Phase										
C EX1608T2	16.6	80(2x40)	8 AWG	1.5	4.0	76°	57°	45°	38°	28°
C EX1608T2 EE	16.6	80(2x40)	8 AWG	1.5	4.0	†	57°	45°	38°	28°
C EX1608T2 FS	16.6	80(2x40)	8 AWG	1.5	4.0	76°	57°	45°	38°	28°
C EX1608T2 S	16.6	80(2x40)	8 AWG	1.5	4.0	76°	57°	45°	38°	28°
VOLTS 277										
EX160T2	16.0	58(2x29)	10 AWG	1.5	4.0	73°	55°	44°	36°	27°
EX160T2 EE	16.0	58(2x29)	10 AWG	1.5	4.0	†	55°	44°	36°	27°
EX160T2 FS	16.0	58(2x29)	10 AWG	1.5	4.0	73°	55°	44°	36°	27°
EX160T2 S	16.0	58(2x29)	10 AWG	1.5	4.0	73°	55°	44°	36°	27°
EX200T2	20.0	72(2x36)	8 AWG	1.5	4.0	91°	68°	55°	46°	34°
EX200T2 EE	20.0	72(2x36)	8 AWG	1.5	4.0	†	†	55°	46°	34°
EX200T2 FS	20.0	72(2x36)	8 AWG	1.5	4.0	91°	68°	55°	46°	34°
EX200T2 S	20.0	72(2x36)	8 AWG	1.5	4.0	91°	68°	55°	46°	34°
CNL Models										
C EX144T2 CNL	15.0	64	6 AWG	1.5	4.0	68°	51°	41°	34°	25°
C EX144T2 EE CNL	15.0	64	6 AWG	1.5	4.0	†	51°	41°	34°	25°
C EX144T2 FS CNL	15.0	64	6 AWG	1.5	4.0	68°	51°	41°	34°	25°
C EX144T2 S CNL	15.0	64	6 AWG	1.5	4.0	68°	51°	41°	34°	25°
C EX190T2 CNL	19.0	80	4 AWG	1.5	4.0	87°	65°	52°	43°	32°
C EX190T2 EE CNL	19.0	80	4 AWG	1.5	4.0	†	†	52°	43°	32°
C EX190T2 FS CNL	19.0	80	4 AWG	1.5	4.0	87°	65°	52°	43°	32°
C EX190T2 S CNL	19.0	80	4 AWG	1.5	4.0	87°	65°	52°	43°	32°
C EX1608T2 CNL	16.6	80	4 AWG	1.5	4.0	76°	57°	45°	38°	28°
C EX1608T2 EE CNL	16.6	80	4 AWG	1.5	4.0	†	57°	45°	38°	28°
C EX1608T2 FS CNL	16.6	80	4 AWG	1.5	4.0	76°	57°	45°	38°	28°
C EX1608T2 S CNL	16.6	80	4 AWG	1.5	4.0	76°	57°	45°	38°	28°

* 240V units can be used on 208V single phase with 25% reduced temperature output. Please note per UL standards the rating plate and installation instructions will all be according to a 240V applied voltage. Check with local officials prior to derating the electrical infrastructure.

† Temperature electrically limited to factory preset temperature.

"C" indicates evaluation and compliance to either Underwriters Laboratories (UL) or Intertek (ETL) under CAN/CSA-C22.2 No. 64/No. 88. CNL SKUs are Canada specific.