

# WAIWELA

## Gas Tankless Water Heater

## Outdoor Models

### 3 Sizes to Choose From

1. PH2-28ROF - 199,900 Btu Max
2. PH2-25ROF - 180,000 Btu Max
3. PH2-20ROF - 150,000 Btu Max

## Performance

<b>PH2-28ROF (199,900 Btu/Hour Max)</b>									
Temperature Rise (ΔT@°F)	35	45	50	60	70	77	80	90	100
Gallons Per Minute	9.5	7.4	6.6	5.5	4.7	4.3	4.1	3.7	3.3
Gallons Per Hour	570	444	396	330	282	258	246	222	198

<b>PH2-25ROF(180,000 Btu/Hour Max)</b>									
Temperature Rise (ΔT@°F)	35	45	50	60	70	77	80	90	100
Gallons Per Minute	8.4	6.7	6.1	5.1	4.3	3.9	3.8	3.4	3.0
Gallons Per Hour	504	402	366	306	258	234	228	204	180

<b>PH2-20ROF (150,000 Btu/Hour Max)</b>									
Temperature Rise (ΔT@°F)	35	45	50	60	70	77	80	90	100
Gallons Per Minute	6.4	5.6	5.1	4.2	3.6	3.3	3.2	2.8	2.5
Gallons Per Hour	384	336	306	252	216	198	192	168	150

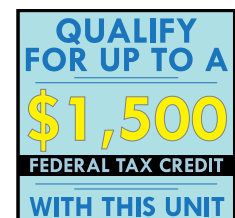




## Features

- Residential and Commercial Applications
- 2010 Federal Tax Credit Approved
- .26 GPM Minimum Flow Rate / .4 GPM Activation
- True Outdoor Model (no special adapters)
- Wired Temperature Remote Control Included
- Connect up to 20 Units in Tandem
- High Altitude Capable
- Self Diagnostic System
- Freeze Protected to -30°F
- Low NOx Burner

## Safety

- Overheat Limit Wrap:** Resin Film Surrounds the Combustion Chamber, Detecting Overheating
- Flame Failure Monitor:** Flame Rods Ensure Proper Firing and Detect Flame Failure
- Anti-Scald Protection:** Temperature Controller can be Adjusted to Prevent Scalding




# Specifications

Model Number	PH2-28ROF	PH2-25ROF	PH2-20ROF
Installation Type	Outdoor		
Gas Type	Natural Gas or Propane Gas		
Minimum BTU/Hour	11,000		
Maximum Btu/Hour	199,900	180,000	150,000
Efficiency %	84%		
Energy Factor (EF)	0.82		
Minimum Water Flow	.26 GPM (.4 GPM Activation Flow)		
Max Water Flow @35°F ΔT	9.5 GPM	8.4 GPM	6.4 GPM
Dimensions	25 5/8" High x 13 7/8" Wide x 8 7/8" Deep		
Temperature Range °F	85-140 (185 with Hi-Temp Chip)		100-140
Gas Connection	3/4" MNPT		
Water Connection	3/4" MNPT		
Inlet Gas Pressure (W.C.)	Natural Gas: 4.5 - 10.5 / Propane: 10.0 - 14.0		
Water Pressure PSI	14 - 150		
Electrical Requirement	120V / 60 Hz AC / 2 Amps		
Power Cord Installed	No		
Freeze Protection	Yes - (-30°F not including wind chill)		
Digital Controller	Yes - UMC-117 Main Controller		
Electronic Manifold Ready	Yes - with optional controller		
DUOnex Ready	Yes - with optional DUOnex cable		
Venting	N/A		
Max Vent length	N/A		
High Altitude Capable	Yes		
Low Nox Compliant	Yes		
Approvals	Energy Star - CSA - GAMA - NSF		
Ship Weight	54 Lbs.		
Warranty	12 yrs. Heat Exchanger / 5 yrs. Parts / 1 yr. Labor		

\*Specifications subject to change without notice  
Made In Japan

## Accessories

- Hi-Temp Commercial Chip
- DUOnex Cable (2 unit manifold system)
- MIC-6 (up to 6 unit manifold system)
- MIC-180 & MICS-180 (Up to 20 unit manifold system)
- Cables for MIC manifold systems
- UMC-117 (main controller)
- USC1-117 (bathroom 1 controller)
- USC2-117 (bathroom 2 controller)
- Cosmetic Pipe Cover
- Recessed Box
- TIV - Tankless Installation Valves
- Un-Clog-It (descaling kit)



Available Locally at: