

For Residential or Commercial Radiant Heating and Snow Melt Applications

Job Name _____

Contractor _____

Job Location _____

Approval _____

Engineer _____

Contractor's P.O. No. _____

Approval _____

Representative _____

Stainless Steel Manifolds

Sizes*: 1" (25.4 mm)
1-1/2" (38.1 mm)

Watts Radiant's Stainless Steel manifolds are designed to be used with Watts Radiant tubing and connections.

Specifications/Features	1" (25.4 mm)	1-1/2" (38.1 mm)
Trunk Material	ANSI 304 Stainless Steel	
Nominal Trunk Size	1" (25.4 mm)	1-1/2" (31.8 mm)
Circuit Spacing	2" (50.8 mm)	
Thread/Connection Type	BSP (British Standard Pipe)	
Max. Trunk Flow Rate	12 gpm (0.7 l/s)	22 gpm (1.4 l/s)
Max. Circuit Flow Rate	2 gpm (0.1 l/s)	4 gpm (0.3 l/s)
Max. Operating Temperature	176°F (80°C)	
Max Operating Pressure	87 psi (6.0 bar)	
Circuit Flow Meter	Integral	
Circuit Isolation	Integral	
Circuit Balance Valves	Integral	
Circuit Thermal Actuator	Optional	
Vent/Purge Assembly	Optional	
Trunk Isolation Valves w/Temperature Gauges	Optional	
*RadiantPEX+ and Onix	3/8" (9.5 mm), 1/2" (12.7 mm), 5/8" (15.9 mm), 3/4" (19.1 mm)	
*RadiantPEX-AL Press	1/2" (12.7 mm), 5/8" (15.9 mm)	
*RadiantPEX-AL Compression	3/8" (9.5 mm), 1/2" (12.7 mm), 5/8" (15.9 mm), 3/4" (19.1 mm)	

Installation Parameters


Mount manifold bracket to a secure surface or inside a manifold enclosure. Manifolds may be mounted in any orientation. If thermal actuators are used, manifolds cannot be mounted upside-down, placing the actuators below the manifold. This orientation may cause the actuators to fail or function improperly.

Transition fittings and adaptors must be used with the included gaskets to create a proper seal. Multiple manifold sections may be connected to each other with the use of a manifold coupling.

Use only tubing fittings and adapters designed for use with Watts Radiant's Stainless Steel Manifolds (SS-T20 fittings).

CAUTION

This Engineering Sheet is not intended to provide full installation instructions and safety information. In order to avoid property damage or injury, please refer to the complete installation manual and product safety information provided with the product.



Stainless Steel Manifolds are available in 1" (25.4 mm) and 1-1/2" (38.1 mm) trunk sizes and come complete with mounting brackets.

Do not use fittings designed for use with cast brass or standard tubular manifolds.

Thermal actuators may be used to provide circuit flow control. Circuits not used must be capped with a Circuit Isolation Cap.

	✓	Description	Model #	Order #
1" Manifolds (25.4 mm)		M-2	D3803002SS	81001981
		M-3	D3803003SS	81001982
		M-4	D3803004SS	81001983
		M-5	D3803005SS	81003398
		M-6	D3803006SS	81001984
		M-7	D3803007SS	81003682
		M-8	D3803008SS	81001985
		M-9	D3803009SS	81003687
		M-10	D3803010SS	81001986
		M-11	D3803011SS	81003688
		M-12	D3803012SS	81001987

1-1/2" Manifolds (38.1 mm)		M-4	D3807604SS	81005355
		M-5	D3807605SS	81005356
		M-6	D3807606SS	81005357
		M-8	D3807608SS	81005358
		M-10	D3807610SS	81005359
		M-12	D3807612SS	81005360

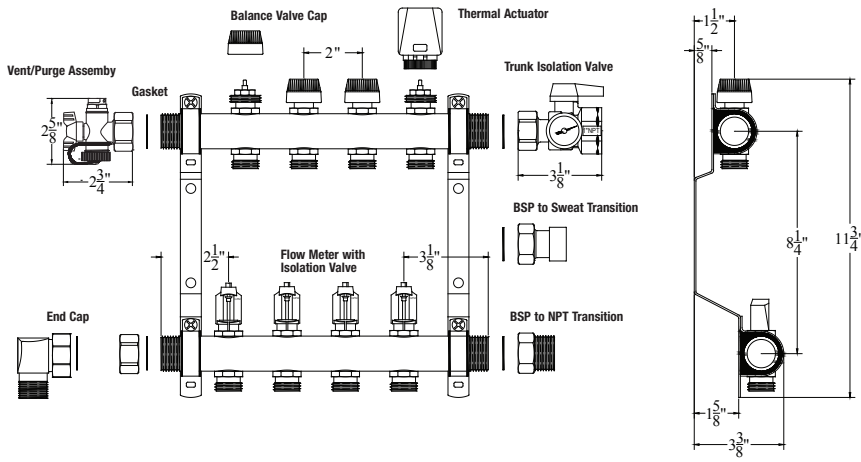


WattsRadiant™
Floor Heating & Snow Melting

A Watts Water Technologies Company

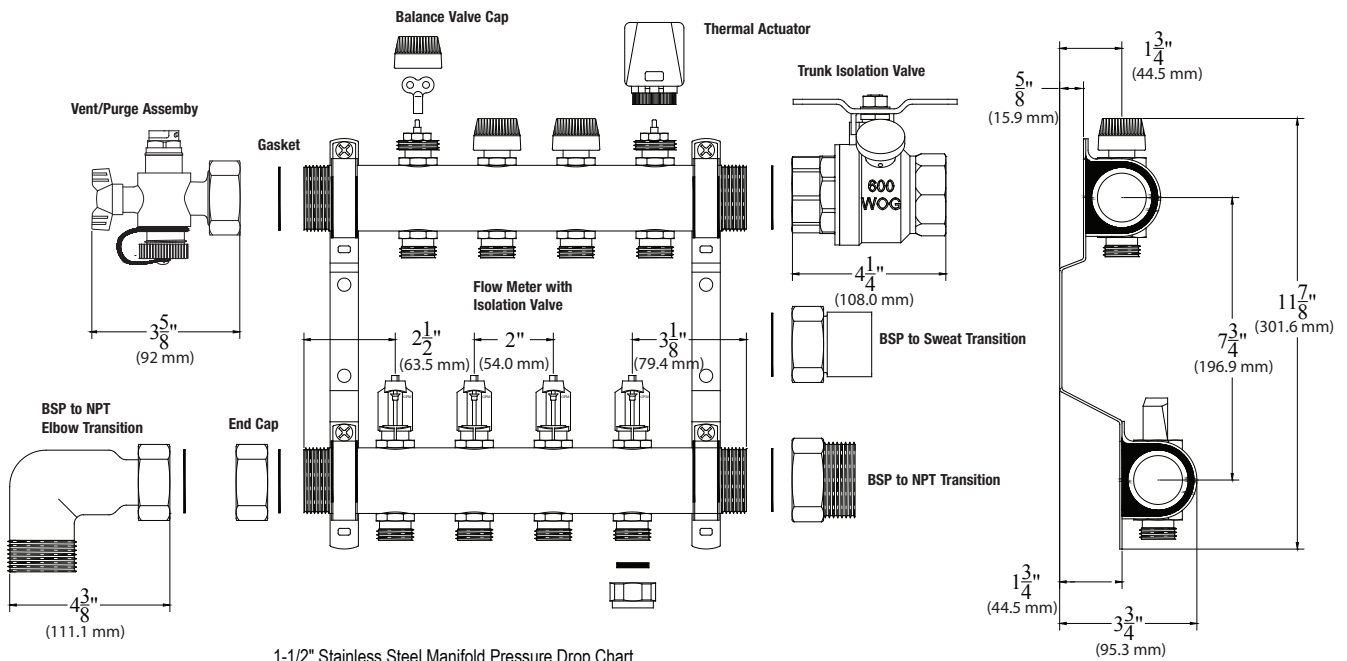
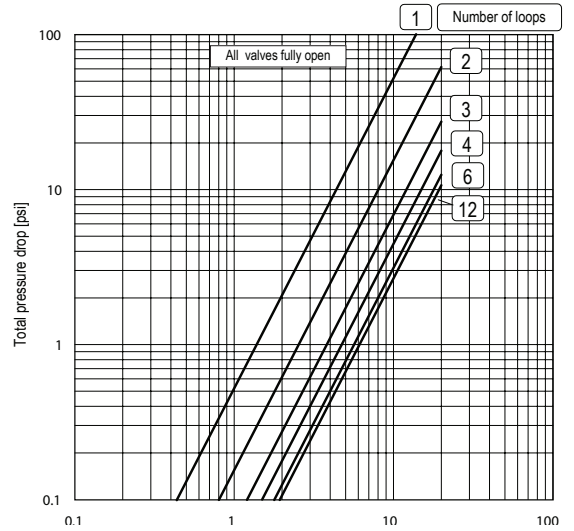
Watts Radiant product specifications in U.S. customary units and metric are approximate and are provided for reference only. For precise measurements, please contact Watts Radiant Technical Service. Watts Radiant reserves the right to change or modify product design, construction, specifications, or materials without prior notice and without incurring any obligation to make such changes and modifications on Watts Radiant products previously or subsequently sold.

Downloaded from <https://gadgetsgo.com/Watts-Stainless-Steel-Manifold+Trunk-Iso-Kit.html>

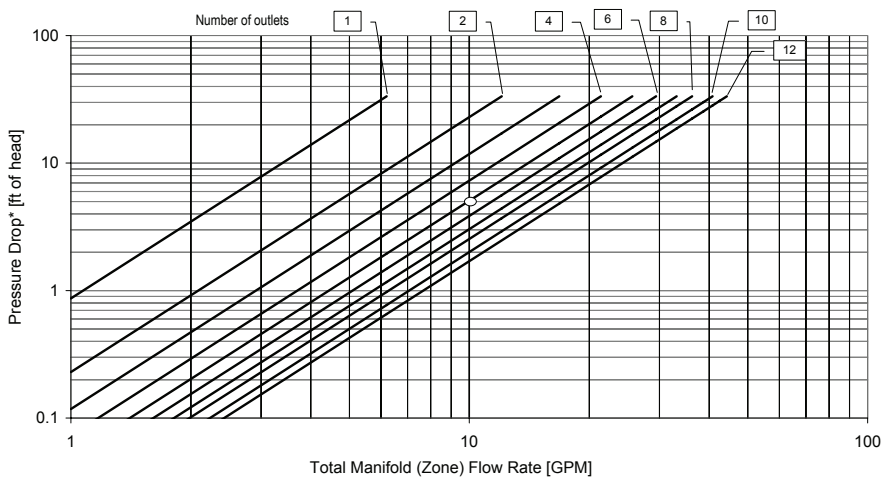


1" (25.4 mm) Stainless Steel Manifold with accessories. 1" (25.4 mm) manifolds are available M-2 through M-12.

1" Stainless Steel Manifold Pressure Drop Chart



1-1/2" Stainless Steel Manifold Pressure Drop Chart



1-1/2" (38.1 mm) Stainless Steel Manifold with accessories. 1-1/2" (38.1 mm) manifolds are available M-4, M-5, M-6, M-8, M-10, M-12.

WattsRadiant[™]
Floor Heating & Snow Melting

A Watts Water Technologies Company

USA: Springfield, MO • Tel. (800) 276-2419 • Fax: (417) 864-8161 • www.wattsradiant.com
Canada: Burlington, ONT. • Tel. (905) 332-4090 • Fax: (905) 332-7068 • www.wattscanada.ca

ES-WR-SSManifold 1223

© 2012 Watts Radiant